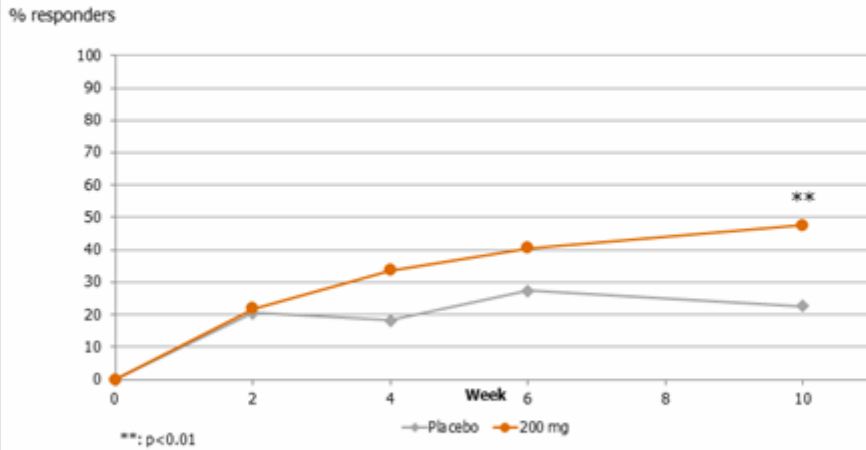


# CDAI clinical remission

## ITT-NRI, up to week 10

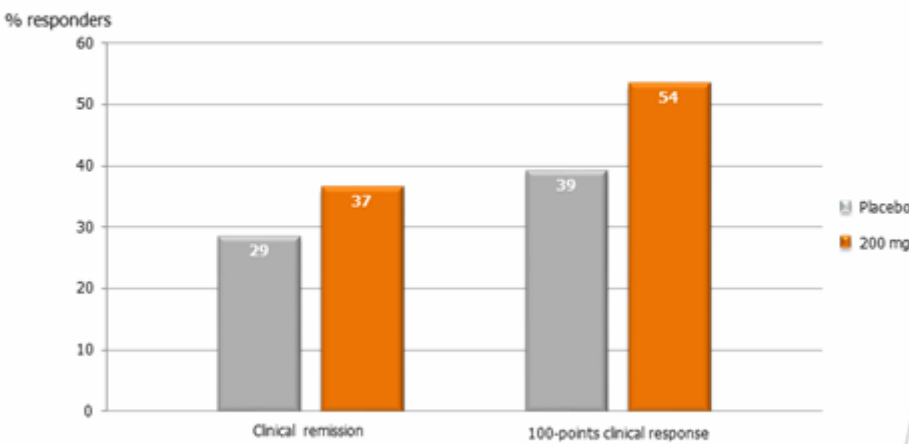


13

Galapagos

# CDAI responses – TNF-failures (n=101)

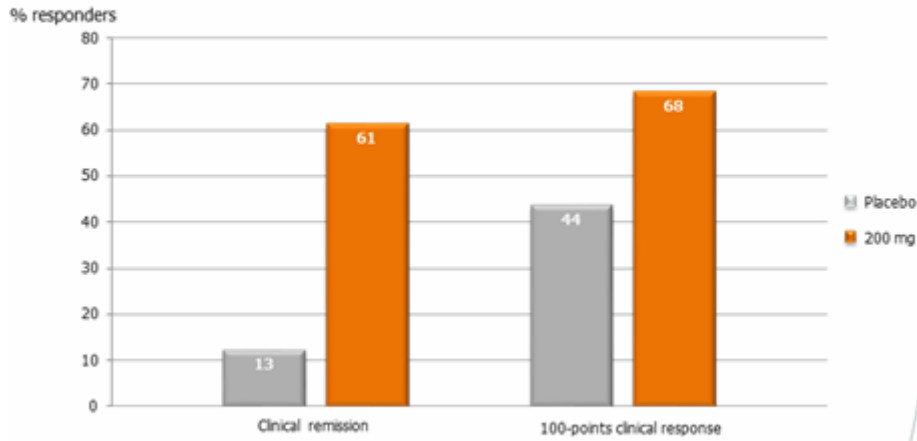
## ITT-NRI, week 10



18

Galapagos

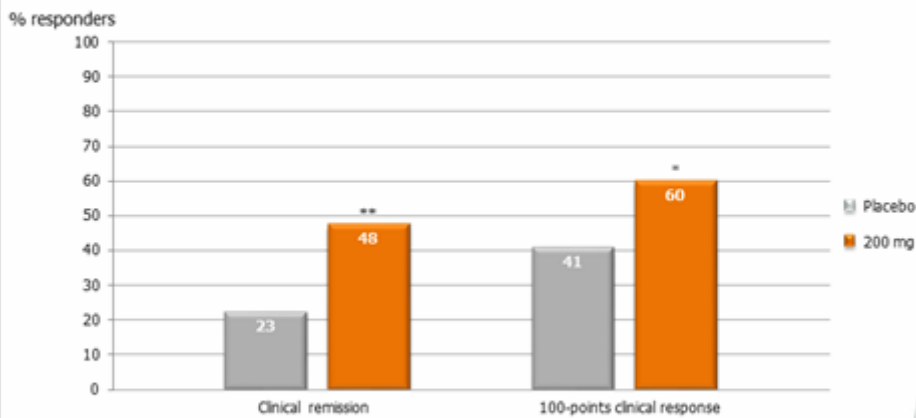
# CDAI responses anti-TNF naives (n=73) ITT-NRI, week 10



16

Galápagos

# CDAI derived responses ITT-NRI, week 10



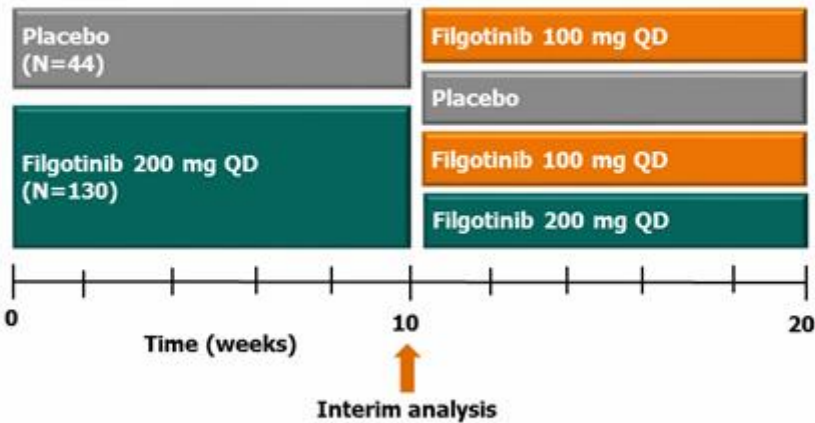
\*: p<0.05; \*\*: p<0.01

14

Galápagos



## FITZROY study design



7

Galápagos

Slide 7 of 25



## Baseline characteristics

### Demographics & disease characteristics



	Placebo (N=44)	200 mg (N=130)	Total (N=174)
Age, mean, years	35.1	37.4	36.9
Female	59%	55%	56%
Duration of CD, mean, years	6.8	8.8	8.3
CDAI, mean	298.6	291.3	293.1
Oral corticosteroids	52%	48%	49%
mean daily dose, mg/day	23.6	23.1	23.2

11

Galápagos

Slide 11 of 25